



recycle it!

By Maia, Kitty, Aileena, Bella, Olivia



What is *Recycle it*?

Recycle it is an app all about being kinder to the planet. It helps anyone who struggles with recycling, but is looking for a way to help the environment. There are five main features in our app: a scanner, a map, a checklist, a rewards store, and an information page.



Why we made *recycle it!*

where our thoughts
started...

Our group wanted to make our app about recycling because we believe that it is a problem in our communities and neighbourhoods.

Not enough people know how to recycle and what happens if they don't.

We also wanted to help people who are new to neighbourhoods and don't know when the recycling truck comes or where their nearest big bins are.



Who the app is for? Why?

Our main audience are renters and homeowners. Why might these people need recycle it? This app may be a necessity for them as they may not be familiar with their area and the information they need to recycle their things properly. For example they might not know what days the recycling truck comes, or maybe they don't know where their local rubbish bins are. Or maybe they just don't know how and what to recycle. Well, recycle it can help with all of these problems and more! As this app is accessible to everyone, even people who just want to do their part for the environment can use the app too.



Research!

We gathered information about recycling around the world and in the UK to see if our app was needed

Facts:

- Around the world, 350 million tonnes of plastic are thrown away each year
 - In 2021, only 43.7% of UK waste was recycled
 - There are 500 landfill sites in the UK and landfill capacity is running out fast
 - By 2035, the UK wants to reach the recycling target of 65%
 - The average person in the UK has 413 kg of waste per year
-



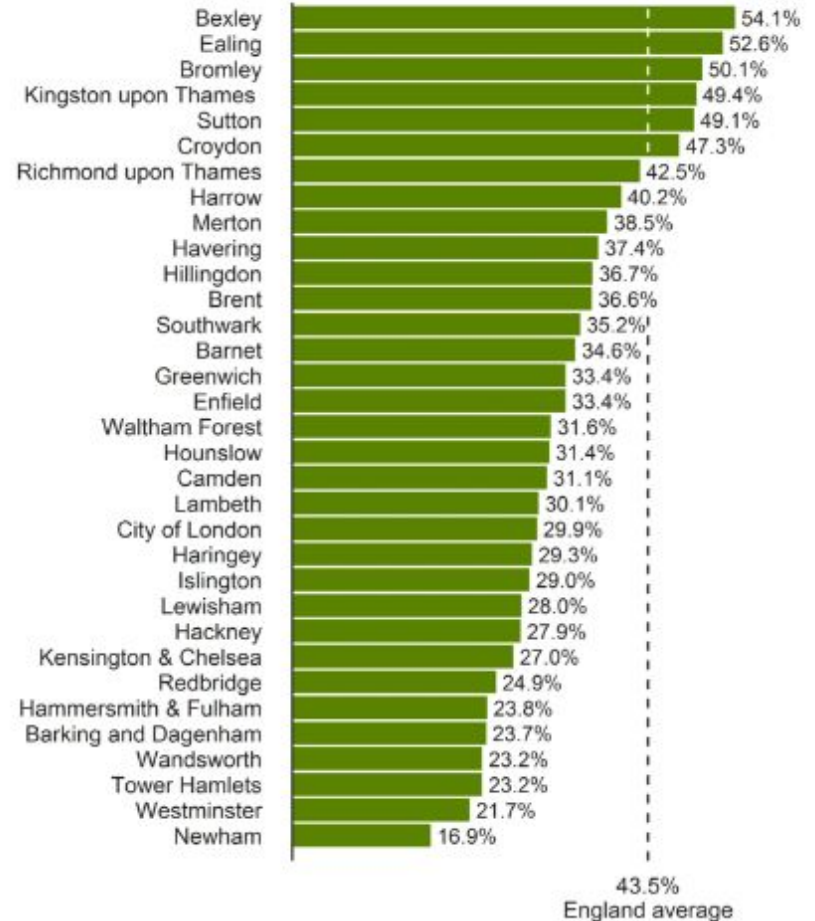
Recycling in London

We wanted to see how recycling was specifically in London as our app is based there. We found astonishing statistics and facts about recycling in our city. On BBC News, we found an article on recycling in the boroughs. They said 'The capital's 32 borough councils were asked for their policies on recycling seven items, including a plastic bucket, crisp packet, ballpoint pen and a bicycle tyre. None could recycle all seven items.'

This shows that all materials that can be recycled are different for every borough. This is why people need an app like recycle it to help them understand what they can and can't recycle.

Household recycling rates in London

Waste sent for re-use, recycling or composting in 2018-19





Accessibility in recycle it!

Our app follows a very basic colour scheme of green, white and blue but it can be changed in the eco rewards section at the bottom of your screen (once you gain enough points from the daily checklist). In the settings area in your account you can also change the font size and turn down brightness. Also, our mascot is a cat!



olivia

What technology does recycle it! use?

recycle it! Uses AWS Amplify to build their app. With AWS, recycle it! was able to build cloud-connected UIs (User interfaces), GraphQL APIs backed by AWS databases, an authentication and authorisation system, and a storage system for data and app-content. AWS also works with frameworks and coding languages such as Java, Kotlin, and Swift.

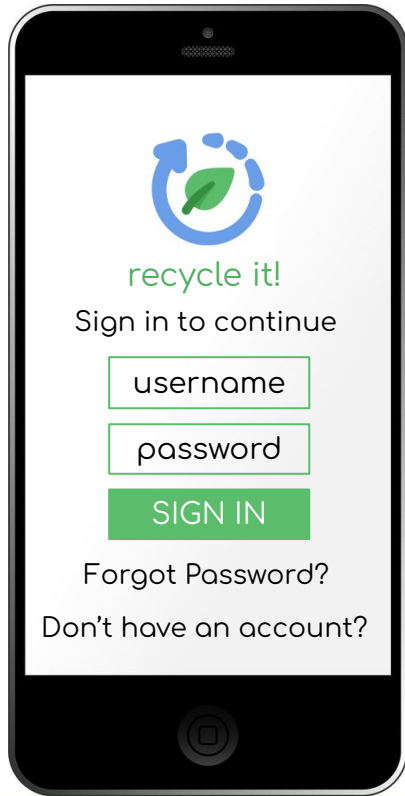


Recycle it! won't sell information

People who sign up to *Recycle it!* Will have their personal info, such as usernames, passwords and email addresses stored on a database. Their information will not be sold to third parties. *Recycle it!* also won't have adverts.



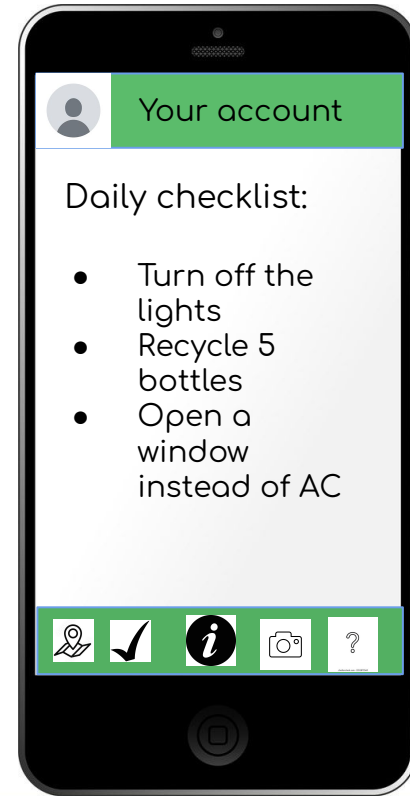
Maia



This is the page where you sign in. However if you have an account then you can log in.



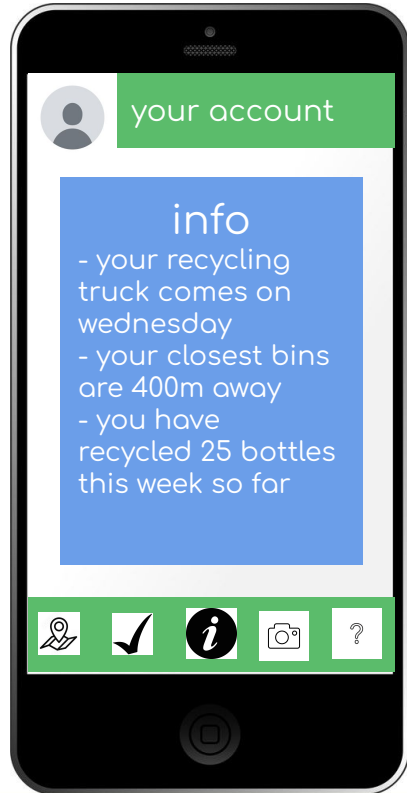
This is the recycling map, which tells you where your nearest recycling areas are .



This is your daily checklist. Everyday you will have a set of three small tasks such as turning off the light



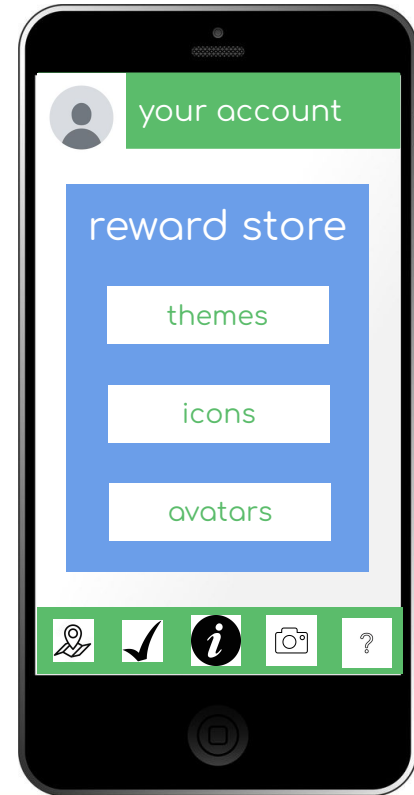
olivia



This is the information page about your local recycling.



This is the scanner, where you scan any piece of recycling and it tells you what bin to put it in.



This is the reward store, where you can get things with points you get from completing the daily tasks.



maia

Your account

What is part of
your account?

What is part of your account? In your account, you can control your personal settings such as brightness and text size. You can also change the background and colours with points that you gain from your daily checklist. Changing your username, password, display name and profile picture can be done in the Your Account area.



Area 1: Eco Zone

What is the *Eco Zone*? The Eco zone is a map where users can locate bins closest to them. They can also see recycling centres and recycling trucks, so they don't miss it, The Eco Zone will need access to your location to see where bins are located.



Area 2: Scan It

Many people do want to start recycling more but do not know where to start. *Scan It* is supposed to make it easier for you by helping you understand which piece of rubbish goes where. All you have to do is place the item you want to recycle in front of your camera and our app will tell you whether you can recycle the item or not, and also telling you what bin it should be put in. Bella



maia

Area 3: Eco Tasks

The *Daily Checklist* helps make the world a better place because it includes very achievable tasks. Every day you will get a set of three small activities such as switching off lights, turning off taps and recycling plastic bottles. These tasks are meant to be small enough for you to do easily but big enough to slowly make a difference.

Bella



Area 4:

Eco Rewards

What is eco rewards? We believe that for all your hard work when you use our app, you should get a prize. With our currency, which you earn by completing tasks, you can shop at Eco Rewards. There, you can buy all sorts of stuff. We have avatars, clothing, themes, you name it.

We know that if we want to reach a young audience too, we need to have a more creative and fun aspect to our app. Eco Rewards is interactive and gives younger users something to work for when they're recycling!

We have various avatars, which is the face of your profile and your personal pet. They are all urban themed. Here a few of the choices:

- Cats
- Dogs
- Foxes
- Raccoons
- Squirrels

Have some fun and dress up your avatars. There is a selection of different items such as:

- Dresses
- Tops
- Trousers
- Skirts
- Shoes
- Bags
- Hats
- Jewellery

We also have themes. These will determine what the background and icons on the app will look like. Here are some off the options to choose from:

- Colours: red, orange, yellow etc
- National Holidays
- Birthday (based on privacy settings)
- Custom theme/Make your own



Area 5: Eco Info

What is *Eco Info*? Eco info is a mini information centre that comes with our app. Many people may be interested in helping our world but do not know if the small things they are doing will really help. This information centre is supposed to tell people why what they are doing is so important whilst also including interesting facts about the environment.

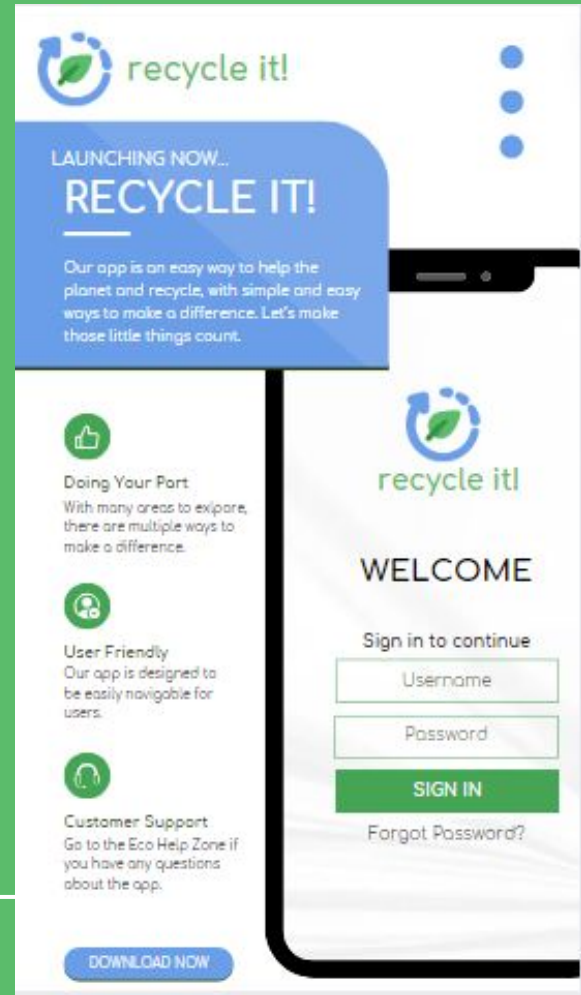
Bella



This is the *recycle it!* poster

And this is our website...

<https://sites.google.com/csg.school/recycle-it/facts-and-research>





Statistics

We asked adults, homeowners and renters, about how they recycle and their thoughts on recycling.

Kitty

8 out of 10 adults didn't know how to recycle very well

9 out of 10 adults wanted to learn how to recycle better

10 out of 10 adults wanted to learn how to be more eco friendly

7 out of 10 adults wanted to have an easier system of finding information about recycling



aileena

Feedback

We asked adults who we knew about what they thought of the app. This is the feedback we got back.

“I think that this app will be very helpful, and I personally would use this app a lot.”

“I love all the resources that is in this app, would definitely use this app.”



Thank you for listening!