



By Betty, Elom, Malak, Grace, Honor

# SAFEBUDDY!

You when you  
see our brilliant  
presentation



# WHAT IS SAFEBUDDY?

HONOR



SafeBuddy is an app that's designed to decrease the amount of apprehension and feelings of being uncomfortable or unsafe when walking/travelling alone or with others . SafeBuddy has many features to help with this! Here are a few:

- A fake calling feature that can help you feel less anxious if others around you believe that you are meeting someone or on the phone to someone - this could include AI-generated speech.
- An SOS feature that can allow you to alert the police and selected contacts. This will also record the audio of what's happening and send to your chosen contacts. You are able to say a specific codeword to engage SOS mode, or simply click two buttons!
- A rating of certain areas that tells you how safe the area is to walk around at different times e.g at night




# WHY DO WE NEED SAFEBUDDY? GRACE



HERE ARE SOME STATISTICS THAT WILL HELP US UNDERSTAND WHY WE NEED SAFEBUDDY

- 48% of women feel unsafe while walking on a quiet street near home when it is dark
- 50% of women feel unsafe when walking through a busy area when it is dark
- Disabled people feel less safe in all settings than non-disabled people
- Up to 80% of women and 40% of men feel unsafe when walking through an open space when dark
- Two out of three women aged 16 to 34 years experienced one form of harassment in the previous 12 months; with 44% of women aged 16 to 34 years having experienced catcalls, whistles, unwanted sexual comments or jokes, and 29% having felt like they were being followed.



## BETTY TECHNOLOGY USED IN SAFEBUDDY

- **Database** - we use this database to store your location or anything else that we deem necessary to store in order for you to use SafeBuddy!
- **Amazon Simple Notification Service** - we use notifications for many reasons. For example, to tell you if a saved contact has arrived at a chosen location!
- **Compute** - to host our application
- **Amazon API Gateway** - we will use this for real time information for our virtual support groups!
- **Amazon Lambda** - We will use this to free up our programming resources while it manages the infrastructure management



## WHAT FEATURES DOES SAFEBUDDY USE?

- **Record keeping** - You can keep track of where you feel the safest, and we can show you routes that are more accustomed to you!
- **Area checking**- You may check if there are police stations nearby as well as bathrooms, cafes and you can keep track of where your friends' houses are!
- **Friends and family**- Send a link to your friends and family so they can check your location, and send preset or customised messages, such as 'Just checking in!' or 'What time will you be home?'
- **Location** - SafeBuddy will use your location but your details will be kept confidential. We will have an upcoming slide describing how we will do this!

## WHEN CAN YOU USE SAFEBUDDY?

There are many situations where you can use SafeBuddy! Here are some potential scenarios:

- You can use SafeBuddy when walking somewhere by yourself. There are also some special features exclusive to walking at night!
- Additionally, SafeBuddy can also be used when walking with others, too.
- When wanting to alert family members/friends that you have arrived at a location

And many more!



## WHO WILL USE SAFEBUDDY?

SafeBuddy will benefit a wide range of people but we are targetting our app at young people in our local area. We hope that many people will feel comfortable while using our app!

While we expect that SafeBuddy's main audience will be girls/women, our app will be very inclusive and can also be adapted for people with disabilities!



# WHAT WILL SAFEBUDDY LOOK LIKE?

HONOR



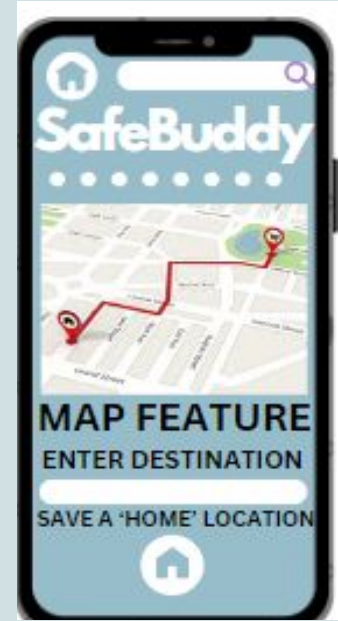
Here is our home page, with our features displayed and a search bar. All of our features are explained in our introduction video.



Here is our SOS feature. Once pressed, the SOS feature will be activated within 5 seconds. You are also able to change the contacts that the SOS feature will alert



Here you can choose from a list of fake phone calls. They will describe the dialogue too! Or you can create your own! When personalising your calls, you can change the voice and dialogue



Use our map location to help you get to your destination or just to check where you are! You are also able to save a location as 'home' to make getting home easier!

# WHAT WILL SAFEBUDDY LOOK LIKE?

HONOR




If you need some help navigating SafeBuddy, or just want some top tips, you can watch our instructional video or use the chat room to talk to a staff member



Here is our chat room with staff members able to deal and answer any questions or feedback!



Here you can notify chosen contacts when you arrive at specific locations. e.g - Alert your parents when you arrive at school.



Here you can search different locations and see how safe we rate them for walking at different times!

# THE DREAM TEAM :D

MALAK



We split the work equally and gave everyone an important role. Here is what each amazing person in our team did to contribute to making you feel safe:

**Betty** - did the statistic slides showing us why we need safe buddy as people.

**Malak** - designed app logo and reminded us how to work well as a team.

**Grace** - helped plan the app showing us what the app features will be and look like.

**Honor** - helped brainstorm the idea, showing us what the app will be and what it will be used for.

**Elom** - planned out the slides and helped us design the slides.





# SAFEBUDDY ICONS

MALAK

We want you to be included, too! When you join SafeBuddy, you will be able to choose from a range of icons!



**safebuddy**

*feel safe with safebuddy*



**safebuddy**

*feel safe with safebuddy*



**safebuddy**

*feel safe with safebuddy*



**safebuddy**

BETTY

# SOS FEATURE

As we have briefly explained, our SOS feature will contact the local police and emergency contacts. The SOS feature is very easy to use! You either say a codeword that you can choose, or just press the SOS button twice! We understand that the SOS feature may be easy to activate accidentally, so there is an additional button you can press to deactivate the SOS feature. The deactivation button will send a message to the Police and all emergency contacts explaining that the emergency alert was an accident. Yet to prevent your attackers pressing the deactivation button, if the SOS feature is sent twice in the time period of 30 mins, the deactivation will advise emergency contacts and police to check in on you!



# SAFEBUDDY'S CHATROOM!

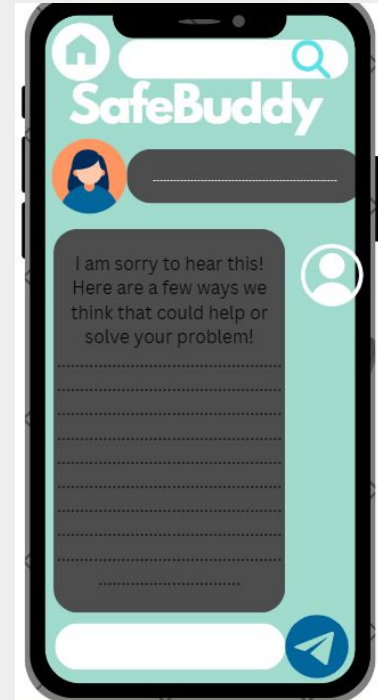
SafeBuddy also has a chatroom! By using the chatroom you can speak to a SafeBuddy worker - not a robot! Here are some ways to use the chatroom!

- To ask any questions that you have about using SafeBuddy and our features
- To give us any feedback, comments. We are always looking for ways to improve our app!
- To speak to someone if you have any worries or fears about your safety! If it is less serious it will be handled by one of SafeBuddy's workers but if we view the problem as serious or affecting your safety, emergency services will be told or we will advise you to do so yourself

SAFEBUDDY CARES ABOUT YOU!!!!!!!!!!!!



HONOR



# OUR MAP FEATURE!

Our map feature will do many things to help you get home/to safety! Here are a few:

- Where are you? What is the address of your location? This address can easily be sent to your emergency contacts and police when the SOS feature is activated
- Directions? How to get to your destination or enter the location you want to be saved as 'home'. This will also have different routes based on safety, how quickly you want to get there or how adapted this route is for different disabilities.
- Closest 'safe locations'. We will do a survey to see many different locations e.g cafes, stores etc and how safe people feel there. If people feel very safe, this will be deemed as a 'safe location' for you to seek safety.
- You will also be able to view the location of certain contacts! This location will have to be accepted by both parties and is only removed with a certain password to prevent attackers removing who can see your location

GRACE



# NOTIFICATION CENTRE

At our notification centre, you can choose certain contacts to be notified when you arrive at specific locations - you can also check this on maps if you have their location! For example



ELOM



# WHY IS SAFEBUDDY GOOD?



On the 'Dream Team' we know that SafeBuddy is a great app!  
Here are some ways we will convince you too:

- SafeBuddy is FREE! We believe that EVERYONE deserves safety and should not have to pay to obtain the excellent, beneficial and potentially life-saving features that SafeBuddy provides! For this reason, there is not a 'Premium Feature' on SafeBuddy and all features are completely and 100% free!
- We do not see any reason for adverts! They will distract from SafeBuddy and possibly make you unable to use necessary features at that time!
- WE CARE ABOUT YOU! Unlike many other safety apps, our main goal is not to make money but to make you feel safe and comfortable. This is shown in many of our excellent features - including our chat room!

# SETTING UP YOUR SAFEBUDDY ACCOUNT

GRACE



For safety reasons, when setting up your SafeBuddy account, we recommend telling us of your age, name and location. But to keep features on SafeBuddy anonymous, the selection of profile pictures will not be from your camera roll but from a list of beautiful images or cartoons! These safety reasons include:

- Using age when alerting emergency services if SOS feature is activated
- Using location for the map feature, SOS feature, notification feature and many more!
- Needing medical information to remind you to bring medicine or when using the SOS feature!

As we have explained, SafeBuddy will not sell your information and we have many ways of keeping your private information safe!



# HOW WE COLLECTED FEEDBACK!

We value your opinion so much at SafeBuddy! And for these reasons we have worked very hard to collect feedback from all of you! We have done this in two ways, using a google form and speaking to any potential users. Here is the link to our google form! <https://forms.gle/eJD72fywihv6gaeKA>

Our Google Form questions and responses:

1. Please rate how safe you feel walking alone when it is dark? 5 being very safe  
75% voting between 1-3  
We then provided a list of our safety features
2. Do you already have an app with all/most of these features?  
100% voting no
3. Would you download an app with these features?!  
75% said of course! With the other 25% saying that they thought it was a very good idea!



Your verbal feedback!

We spoke to many people, of varying ages and here were their responses:

Person 1: I really like this idea and I think it would help me a lot! I especially like the SOS feature and how it works!

Person 2: Personally, this is a cool idea and it looks like a lot of effort has gone into these slides!

Person 3: Lots of these features seem really well thought out and will probably help a lot of people!

Person 4: I really like this and I will definitely use it when SafeBuddy is released!





## WHERE CAN YOU FIND SAFEBUDDY?<sup>BETTY</sup>

The same way that many apps do, SafeBuddy has social media accounts and a website! Here are some links and previews of the kind of content that we will be posting!

Here is where you can find our website!

<https://sites.google.com/csg.school/safebuddy/team>

You can find us on Instagram at SafeBuddy.app

IF YOU WANT TO ASK ANY MORE QUESTIONS YOU CAN EMAIL US AT SAFEBUDDY8GMAIL.COM

## PERSONALISATION AT SAFEBUDDY



We want everyone to feel comfortable when using SafeBuddy, and for these reasons, we are always improving on the accessibility of our app! For example, there are many different personalisations that you can make to make using SafeBuddy a better experience for all of you.

Here are a few:

- There are colour blind settings, making sure that there is sufficient colour contrast for you to use SafeBuddy well!
  - Increase the font size and touch target size
  - Speak to text
- And many more!

# HOW WILL SAFEBUDDY KEEP YOUR INFO SAFE?

GRACE

As you know, SafeBuddy cares about you! We will do anything we can to keep your personal information safe! For example, your name and locations! Here are some ways that we will do this:

- We will protect our app with code encryption. Encryption is a way of scrambling your code text until it's a jumble of alphanumeric characters and has no meaning to anyone who doesn't possess the key. This protects our app code because even if data is stolen, the thief won't be able to make any sense of it, preventing them from misusing it.
- We will perform many thorough security checks. Before we launch our app, we test it for functionality and usability, but you should also perform a mobile app security testing to detect any vulnerabilities or bugs in the app.
- We will ensure secure data storage. While many app developers fail to understand the importance of secure data, at SafeBuddy we know how important it really is! We will keep in mind that no sensitive data will be shared with:
  - The application log
  - Third parties
  - The keyboard cache
  - The IPC mechanism
  - The user's device during interaction
- We will make sure that you change your passwords periodically! While we see that this may be annoying for you, we have your best interests at heart! We need to make sure that in the - unlikely - event that people want to hack your account, your personal and private information is kept secure. At SafeBuddy, we believe that changing your password frequently is an extra layer of protection.
- As the developers of SafeBuddy, there is only so much that we can do to protect your personal information, so you guys need to be aware of how to protect your information too! This means that you need to be cautious and aware of how to protect your data and safeguard yourself online. But we can help you do this! On SafeBuddy there will be many instructional videos on how to keep your information safe as well as staying safe online!



THANK YOU FOR LISTENING

:D